WAVESYS

Wavesys

Industrial Grade Switch

DATASHEET

WS-1002-10GSFP

10-Port Industrial Gigabit PoE+ Managed Ethernet Switch -8*10/100/1000Base-TX with PoE-PSE(30W/Port) + 2*1G/10GbE SFP+ Slot

Managed PoE Gigabit

About the Switch: Wavesys's WS-1002-1-GSFP is a 10-port managed PoE Gigabit Ethernet switch, which provides 8*10/100/1000 Base-T(X) with IEEE802.3 af/at PoE compliant and 2*1G/10GbE Fiber Slot. WS-1002-10GSFP Series is full manageable Layer-2 Ethernet switch series, and supporting power inputs redundancy and PoE function with 30W per port output. WS-1002-10GSFP Series offers standardized network redundancy ITU-T G.8032 ERPS v2 (Ethernet Ring Protection Switch) protocol, providing <50ms recovery time to the network, to give user the chance to choose your Ethernet switch but not tied up with particular brand's product

WS-1002-10GSFP Series provides comprehensive network security and management capability by supporting Multiusers account, IGMP, GVRP, VLAN, QoS, SNMP, RADIUS, TACACS+, Aggregation(Static, LACP), SSH, SSL, IP source guard to create a highly-secured network environment. For power saving purpose, assuring PD priority and enhancing security level of the network, WS-1002-10GSFP Series also supports PoE scheduling and PoE output limit function to set up PoE output duration and watt at will.

WS-1002-10GSFP Series as an industrial Ethernet switch product line, is designed to withstand harsh and extreme environment conditions. With fan less design, WS-1002-10GSFP Series still manages to be applied in extremely polarized temperature, from -40oC to 60oC, making it the best choice in various industrial applications

Key Features

- 8-port 10/100/1000Base-T(X) Ethernet with IEEE 802.3af/at compliant PoE, 30W/port
- 2-port 1G/10GbE SFP+ slots
- Multiusers account for security
- Configuration: http, https, CLI Command, Telnet, SNMP,SSH
- Network redundancy support: G.8032 ERPS v2/ STP/ RSTP/ MSTP
- Supports Static routes for routing function
- Supports RADIUS, TACACS+ authentication protocol
- Supports QoS, LACP bandwidth control
- Redundant power inputs design
- Supports VLAN, SNMP v1/v2c/v3, ACL, IP source guard for Ethernet security
- PoE ping alarm function for PoE ports power recycle
- Operating temperature range - STD: -40°C ~ 60°C

Specification

Technology	
Standards	IEEE 802.3 10Base-T Ethernet IEEE 802.3u 100Base-TX Fast Ethernet IEEE 802.3ab 1000Base-T IEEE 802.3z 1000Base-X Gigabit Fiber IEEE 802.3af/at Power over Ethernet IEEE 802.3x Flow Control IEEE 802.1d STP (Spanning Tree Protocol) IEEE 802.1w RSTP (Rapid Spanning Tree Protocol) IEEE 802.1s MSTP (Multiple Spanning Tree Protocol) ITU-T G.8032 / Y.1344 ERPS v1/v2(Ethernet Ring Protection Switch) IEEE 802.1Q Virtual Local Area Network (VLAN) IEEE 802.1p QoS/CoS Protocol for Traffic Prioritization IEEE 802.1X Network Authentication IEEE 802.1AB Link Layer Discovery Protocol (LLDP) IEEE 802.3ad Link Aggregation (LACP)
Processing Type	Store and Forward
Flow Control	IEEE 802.3x flow control, back pressure flow control

Network Management	
Management	IPv4/IPv6, SNMP v1/v2c/v3, LLDP, LLDP-MED, HTTP, HTTPS, SSHv2 telnet, DHCP client, DHCPv6 client, DHCP server, Port Mirror, DNS client/proxy, IP based Access Filter, ICMPv6, syslog, Time Zone /Daylight Saving, NTP client, RMON, sFlow, Loop detection, Console Port, Power lost warning, relay trigger
Security	Port-based/Single/Multi 802.1X, ACL(Port/Rate Limiters/ACE), MAC-based Authentication, VLAN assignment, QoS Assignment, Private VLAN, Guest VLAN, RADIUS accounting, TACACS+, IP MAC binding, WEB/CLI authentication, Authorization (15 levels), Port Security Limit Control, ACLs for filtering/policing/port copy, IP source guard, ARP Inspection
L2 Switching	Port/MAC/Protocol/IP Subnet-based VLAN, VLAN trunking, GARP/GVRP, Loop Guard, Link Aggregation static/LACP, BPDU guard, Error disable recovery, IGMPv2 snooping, MLD snooping, IGMP filtering, IPMC throttling / filtering leave proxy, DHCP snooping, ARP, MEP, G.8032 v1/v2
L3 Switching	DHCP option82, static routes
QoS	802.1p Queueing, Input priority mapping, Storm control for Unicast/Multicast/Broadcast, Port/Queue/ACL policer, Port egress shaper, Queue egress shaper, DiffServ (DSCP), Tag remarking, Scheduler mode
Power Saving	ActiPHY, Perfect Reach

Network Redundancy	STP/RSTP/MSTP, port trunk with LACP, ERPS v1/v2 (<50ms)
PoE	POE/POE+ port power allocation, Power budget protection, PoE output scheduled, PoE alive check and remote reboot PD device
System / Diagnostics	Dual Image Protection, PING, PING6
SNMP MIBs & RFC Standards	
	RFC 2674 VLAN MIB IEEE-802.1Q bridge MIB 2008 RFC 2819 RMON (group 1, 2, 3, and 9) RFC 1213 MIB II RFC 1215 TRAPS RFC 4188 bridge RFC 4292 IP forwarding table RFC 4293 management information base for the Internet Protocol (IP) RFC 5519 multicast group membership discovery RFC 4668 RADIUS auth. client RFC 4670 RADIUS accounting RFC 3635 Ethernet-like RFC 2863 interface group MIB using SMI v2 RFC 3636 802.3 MAU RFC 4133 entity MIB v3 RFC 3411 SNMP management frameworks RFC 3414 user-based security model for SNMPv3 RFC 3415 view-based access control model for SNMP RFC 2613 SMON – PortCopy IEEE 802.1 MSTP IEEE 802.1AB LLDP-MIB (LLDP MIB included in a clause of the STD) IEEE 802.3ad (LACP MIB included in a clause of the STD) IEEE 802.1X (PAE MIB included in a clause of the STD) TIA 1057 LLDP-MED (MIB is part of the STD) RFC 3621 LLDP-MED Power (POE) (No specific MIB for POE+ exists)
Switch Properties	
(Back-Plane)	56Gbps
Priority Queues	8
Max. Number of VLANs	4095
VLAN ID Range	VID 1 to 4095
Memory Buffer	8Mbits
Jumbo Frame	9.6Kbytes
MAC Table Size	16K
IGMP Group	1024

Transfer Rate	14,880pps for Ethernet port 148,800pps for Fast Ethernet port 1,488,000pps for Gigabit Ethernet port

Interface	
Rj45 Ports	8*10/100/1000Base-TX with PoE-PSE(30W/Port) Auto-Negotiation, Full/Half Duplex, Auto-MDI/MDI-X
PoE Pin Out	V+, V+, V-, V-, for pin 1, 2, 3, 6 (End-span, Mode A)
Fiber Port	2*1G/10GbE SFP+ slots
Wavelength	Depends on SFP modules
LED Indicators	System: Power 1, Power 2, Master (M), Ring (R), Status, PoE Load (P/L) Ethernet ports: Speed/Link/Active PoE: On-connected to PD devices SFP: Link/Active
Rs232 Serial Console	1*RS232 in RJ45 connector with console cable, baud rate 115,200bps,8,N,1
Relay Contact	24 VDC, 1A resistive
Network Cable	10Base-T: 2-pair UTP/STP Cat. 3, 4, 5 cable EIA/TIA-568 100-ohm (100m) 100Base-TX: 2-pair UTP/STP Cat. 5 cable EIA/TIA-568 100-ohm (100m) 1000Base-TX: 4-pair UTP/STP Cat.5/5E cable; EIA/TIA-568 100-ohm (100m)
Optical Cable	Multi-mode cable - 50/125um or 62.5/125um, Single-mode cable - 9/125um or 10/125um

Power Requirements	
Input Voltage	WS-1002-10GSFP Series: Dual 48-55VDC redundant power inputs WS-1002-10GSFP-Extd Series: Dual 12-55VDC redundant power inputs
Power Connection	1*removable 6-contact terminal block
Overload Current Protection	Present (Slow-Blow Fuse)
Reverse Polarity Protection	Present
System Power Consumption	Max. 15.5W full loading
Max. PoE Power Budget	WS-1002-10GSFP Series: 240W WS-1002-10GSFP-Extd Series: 90W@12VDC, 180W@24VDC, 240W@36-55VDC
PoE Power Output	30W max. per PoE port

Mechanical Characteristics	
Housing	Metal, IP30 protection
Dimensions (W x H x D)	54 x 142 x 99 mm (2.1x 5.6 x 3.9 inch)
Weight	WS-1002-10GSFP: Unit weight: 0.95kg (2.09 lb), Shipping weight:1.25 kg (2.75 lb)
Mounting	DIN-Rail Mounting, Wall Mounting

Environmental Limits	
Operating Temperature	STD: -10°C ~ 65°C (14°F ~ 149°F) Extd: -40°C ~ 75°C (-40°F ~ 167°F)
Storage Temperature	-40°C ~ 85°C (-40°F ~ 185°F)
Ambient Relative Humidity	5 to 95%, (non-condensing)

Regulatory Approvals	
EMI	FCC Part 15 Subpart B Class A, CE EN55022/EN61000-6-4 Class A
EMS	CE EN55024/EN61000-6-2 Class A: IEC61000-4-2 (ESD), IEC61000-4-3 (RS), IEC61000-4-4 (EFT), IEC61000-4-5 (Surge), IEC61000-4-6 (CS), IEC61000-4-8 (Magnetic Field)
Free Fall	IEC60068-2-32
Shock	IEC60068-2-27
Vibration	IEC60068-2-6
Green	RoHS Compliant
Safety	UL61010-1, UL61010-2-201
Compliance	NEMA TS2 (ITS) (apply by request)
MTBF (Telcordia SR-332, Issue 3, GB, 25°C)	WS-1002-10GSFP Series: 352,670 hrs. WS-1002-10GSFP -Extd Series: 341,855 hrs.
Warranty	5 Years

NOTE: Due to continuous improvement, all product specifications are subject to change without further notice.

Optional Accessories - Power Supply Series	
30W Power Supply Series	
WHDR-30-24	36W Industrial DIN-Rail Power Supply, 24VDC/1.5A, Universal 85-264VAC/120-370VDC power input, Plastic, -30°C ~ 70°C
60W Power Supply Series	
WHDR-60-24	60W Industrial DIN-Rail Power Supply, 24VDC/2.5A, Universal 88-264VAC/124-370VDC power input, Plastic, -30°C ~ 70°C
WMDR-60-24	60W Industrial DIN-Rail Power Supply, 24VDC/2.5A, Universal 85-264VAC/120-370VDC power input, Plastic, -20°C ~ 70°C
75W Power Supply Series	
WEDR-75-48	75W Industrial DIN-Rail Power Supply, 48VDC/1.6A, Universal 90-264VAC/127-370VDC power input, Metal, -20°C ~ 60°C
WNDR-75-48	75W Industrial DIN-Rail Power Supply, 48VDC/1.6A, Universal 90-264VAC/127-370VDC power input, Metal, -20°C ~ 70°C
120W Power Supply Series	
WEDR-120-48	120W Industrial DIN-Rail Power Supply, 48VDC/2.5A, Universal 90-264VAC/127-370VDC power input, Metal, -20°C ~ 60°C
WNDR-120-24	120W Industrial DIN-Rail Power Supply, 24VDC/5A, Universal 90-264VAC/127-370VDC power input, Metal, -20°C ~ 70°C
WNDR-120-48	120W Industrial DIN-Rail Power Supply, 48VDC/2.5A, Universal 90-264VAC/127-370VDC power input, Metal, -20°C ~ 70°C
240W Power Supply Series	
WNDR-240-48	240W Industrial DIN-Rail Power Supply w/ PFC, 48VDC/5A, Universal 90-264VAC/127-370VDC power input, Metal, -20°C ~ 70°C
WSDR-240-24	240W Industrial DIN-Rail Power Supply w/ PFC, 24VDC/10A, Universal 88-264VAC/124-370VDC power input, Metal, -25°C ~ 70°C
480W Power Supply Series	
WNDR-480-48	480W Industrial DIN-Rail Power Supply w/ PFC, 48VDC/10A, Universal 90-264VAC /127-370VDC power input, Metal, -20°C ~ 70°C

OPTIONAL ACCESSORIES - SFP Transceiver Series

100Mbps Multi-mode SFP Transceiver Modules Series	
WSFP-TM02	100Mbps SFP Transceiver/LC, MMF, 2KM, 1310nm, 0°C ~ 70°C
WSFP-TM02-T	100Mbps SFP Transceiver/LC, MMF, 2KM, 1310nm, -40°C ~ 85°C
100Mbps Single-mode SFP Transceiver Modules Series	
WSFP-TS20-WA	100Mbps BiDi SFP Transceiver/LC, SMF, 20KM, TX: 1310nm/RX: 1550nm, 0°C ~ 70°C
WSFP-TS20-WA-T	100Mbps BiDi SFP Transceiver/LC, SMF, 20KM, TX: 1310nm/RX: 1550nm, -40°C ~ 85°C
WSFP-TS20-WB	100Mbps BiDi SFP Transceiver/LC, SMF, 20KM, TX: 1550nm/RX: 1310nm, 0°C ~ 70°C
WSFP-TS20-WB-T	100Mbps BiDi SFP Transceiver/LC, SMF, 20KM, TX: 1550nm/RX: 1310nm, -40°C ~ 85°C
WSFP-TS30	100Mbps SFP Transceiver/LC, SMF, 30KM, 1310nm, 0°C ~ 70°C
WSFP-TS30-T	100Mbps SFP Transceiver/LC, SMF, 30KM, 1310nm, -40°C ~ 85°C
1Gbps Multi-mode SFP Transceiver Modules Series	
WSFP-GM00	1Gbps SFP Transceiver/LC, MMF, 550M, 850nm, 0°C ~ 70°C
WSFP-GM00-T	1Gbps SFP Transceiver/LC, MMF, 550M, 850nm, -40°C ~ 85°C
WSFP-GM02	1Gbps SFP Transceiver/LC, MMF, 2KM, 1310nm, 0°C ~ 70°C
WSFP-GM02-T	1Gbps SFP Transceiver/LC, MMF, 2KM, 1310nm, -40°C ~ 85°C
100Mbps Single-mode SFP Transceiver Modules Series	
WSFP-GS10	1Gbps SFP Transceiver/LC, SMF, 10KM, 1310nm, 0°C ~ 70°C
WSFP-GS10-T1	Gbps SFP Transceiver/LC, SMF, 10KM, 1310nm, -40°C ~ 85°C
WSFP-GS10-WA	1Gbps BiDi SFP Transceiver/LC, SMF, 10KM, TX: 1310nm/RX: 1550nm, 0°C ~ 70°C
WSFP-GS10-WA-T	1Gbps BiDi SFP Transceiver/LC, SMF, 10KM, TX: 1310nm/RX: 1550nm, -40°C ~ 85°C
WSFP-GS10-WB	1Gbps BiDi SFP Transceiver/LC, SMF, 10KM, TX: 1550nm/RX: 1310nm, 0°C ~ 70°C
WSFP-GS10-WB-T	1Gbps BiDi SFP Transceiver/LC, SMF, 10KM, TX: 1550nm/RX: 1310nm, -40°C ~ 85°C
WSFP-GS20	1Gbps SFP Transceiver/LC, SMF, 20KM, 1310nm, 0°C ~ 70°C
WSFP-GS20-T	1Gbps SFP Transceiver/LC, SMF, 20KM, 1310nm, -40°C ~ 85°C
WSFP-GS40	1Gbps SFP Transceiver/LC, SMF, 40KM, 1310nm, 0°C ~ 70°C
WSFP-GS40-T	1Gbps SFP Transceiver/LC, SMF, 40KM, 1310nm, -40°C ~ 85°C
WSFP-GS40-WA	1Gbps BiDi SFP Transceiver/LC, SMF, 40KM, TX: 1310nm/RX: 1550nm, 0°C ~ 70°C
WSFP-GS40-WB	1Gbps BiDi SFP Transceiver/LC, SMF, 40KM, TX: 1550nm/RX: 1310nm, 0°C ~ 70°C

WSFP-GS60	1Gbps SFP Transceiver/LC, SMF, 60KM, 1550nm, 0°C ~ 70°C
WSFP-GS60-T	1Gbps SFP Transceiver/LC, SMF, 60KM, 1550nm, -40°C ~ 85°C
WSFP-GS60-WA	1Gbps BiDi SFP Transceiver/LC, SMF, 60KM, TX: 1310nm/RX: 1550nm, 0°C ~ 70°C
WSFP-GS60-WB	1Gbps BiDi SFP Transceiver/LC, SMF, 60KM, TX: 1550nm/RX: 1310nm, 0°C ~ 70°C
WSFP-GS80	1Gbps SFP Transceiver/LC, SMF, 80KM, 1550nm, 0°C ~ 70°C
WSFP-GS80-T	1Gbps SFP Transceiver/LC, SMF, 80KM, 1550nm, -40°C ~ 85°C
WSFP-GSH2	1Gbps SFP Transceiver/LC, SMF, 120KM, 1550nm, 0°C ~ 70°C
WSFP-GSH2-T	1Gbps SFP Transceiver/LC, SMF, 120KM, 1550nm, -40°C ~ 85°C

Copper SFP Transceiver Modules Series

WSFP-GC00-SG	SFP to 10/100/1000Base-T(X) copper Module, 0°C ~ 70°C
WSFP-GC00-SE	SFP to 1000Base-T copper Module, 0°C ~ 70°C

Easily Connect & Power Up for Your High-Power PoE Networks

PoE (Power over Ethernet) technology is widely adopted for supporting networking devices power and connectivity when facing the challenge of wiring in rigorous environments with power sourcing limitations. IEEE standards specify the maximum power output from PSE (power sourcing equipment) as well as the power budget for the PD (powered device) to ensure the interoperability of both devices in the market. With the increasing need of higher power in applications, the maximum PD power available is increased by this amendment to IEEE standards.

IEEE 802.3af

Power Sourced
15.4W

Power Requested
13W

IP Camera

IP Phone

IEEE 802.3at

Power Sourced
30W

Power Requested
25.5W

Wireless AP

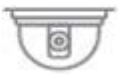

IP Camera

IEEE 802.3bt

Power Sourced
90W

Power Requested
71.3W

PTZ Camera

PTZ Controller

Smart Lighting

Digital Signage

POS System

Time-Saving. Effort-Saving.

PRRT (PD Remote Reset Technology)

Enabling PRRT function can save you hours, miles and lots of efforts. With simply pull and plug on fiber cable of networking device connected with BT PoE product in the near field site, remote PSE system can be rebooted to reset remote PD devices

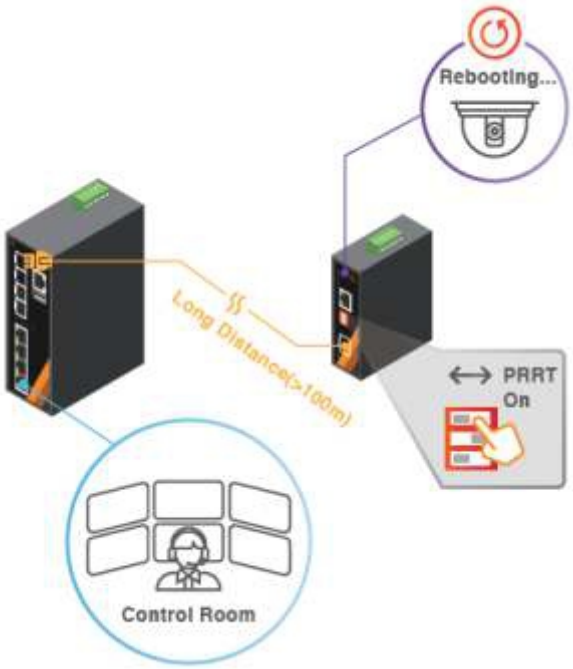

Persistent PoE

PD devices are connected to collect important data for a wide array of crucial applications, such as video surveillance, to guarantee personal and property safety. It is one of the most users' concerns when it comes to PD devices shut -down in a key moment.

Wavesys' s Persistent PoE provides uninterrupted power delivery to PD devices even when the firmware is being upgraded, ensuring PD devices smooth operation with no worry.

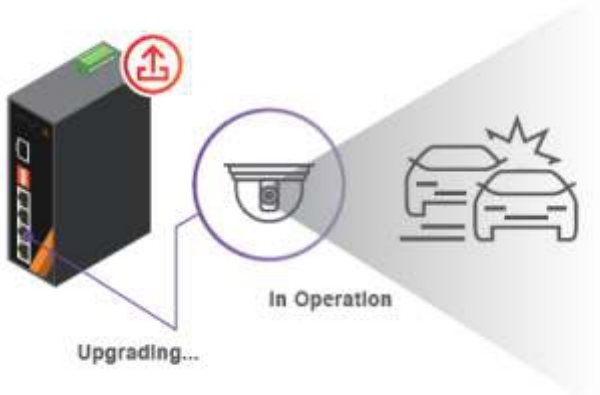

Prevent Electric Spark Risk

Safe PoE Disable

High power PoE (802.3bt) accompanies the risk of electric spark. Safe PoE Disable design allows users to safely unplug the copper cable, ensuring zero electric spark danger and prevent fire hazard.

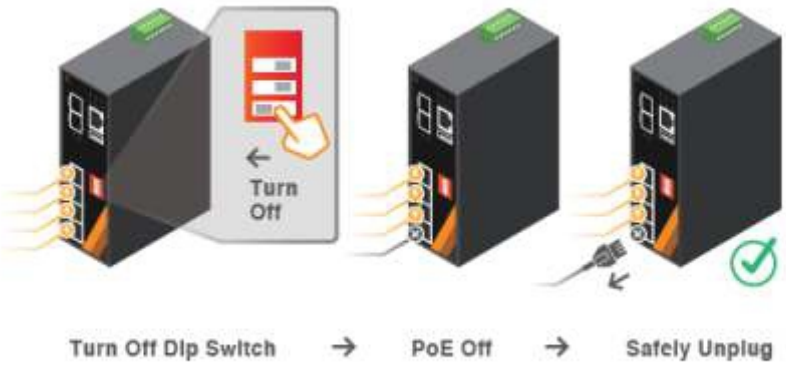

Responsive PoE Management

.

Users are able to manage the PoE devices according to different operating status with both hardware and software reminders thoroughly.

- PoE Budget
- Ping Alive
- PoE Schedule
- Event Indicator
- PoE Loading

Follow us on

Dimensions

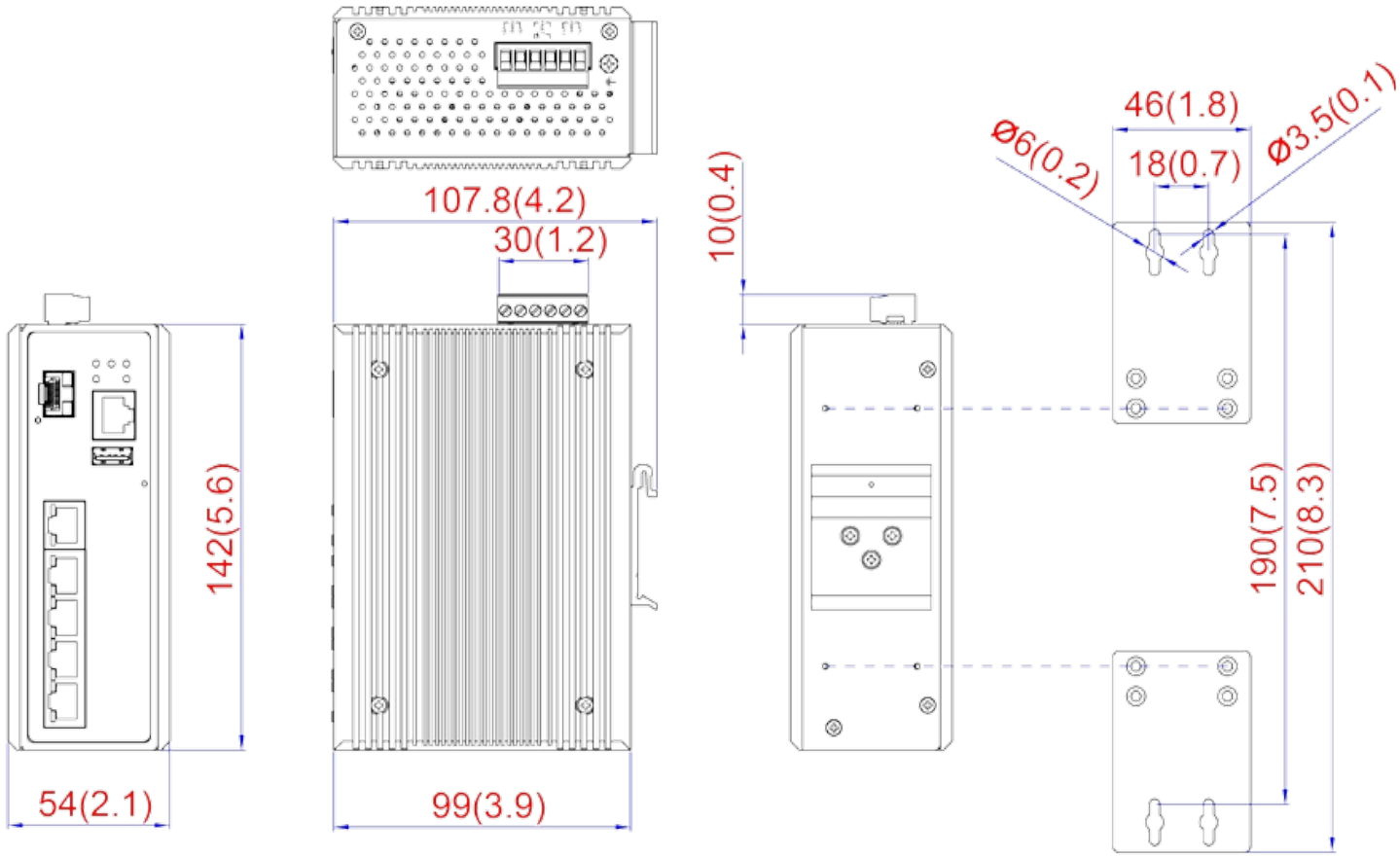

Unit: mm (inch)

Din-rail

Wall-mount

Follow us on

© Copyright 2022 Wavesys Global. All rights reserved.Specifications and configurations subject to change without notice.

Wavesys Global | 16192 Coastal Highway | Lewes, DL-19958, County Of Sussex, |United States of America

www.wavesysglobal.com | sales.americas@wavesysglobal.com